

Notes:

## 7. THE BIBLE GPS ON EPHESIANS 5: 8-20

**Objective:** To apply the GPS method on Ephesians 5: 8-20

### Agenda

1. A Test Drive
2. How did the Bible come into being?
3. Overview of the Bible
4. The First process of the Bible GPS is *Understanding*.
5. The Second process of the Bible GPS is *Application*.  
The Third process of the Bible GPS is *Communication*.
6. The Bible GPS on Galatians 5: 16-26
7. *The Bible GPS on Ephesians 5: 8-20*
8. The Bible GPS on Romans 3: 21-26

Ask Question



---

Welcome everybody and open with a prayer.

Ask a participant to read the objective loud.

Ask participants if there are any questions at this time.

Transition into next slide

## UNDERSTANDING (S.T.A.R.T.)

Notes:

**UNDERSTANDING (S.T.A.R.T.)**

**1. Situation** .....

.....

.....

**2. Type of literature**

PROSE	POETRY in
Narrative	* Psalms
Procedure	* Prophets
Explanation	* Wisdom literature
Instruction	

**Ask Question** 


Ask participants what the first step of the GPS method is.  
*Answer: UNDERSTANDING*

Ask participants what the purpose of this process is.  
*Answer: The **Purpose** of this process is to understand the message as well as or almost as well as the original receivers did.*


**Ask participants to use their certificates to follow along.**

**Instruct** 

**1. Situation**  
 You can either ask a participant to read from a study Bible or you can share the situation (background) of the Ephesians.

**Ask Question** 

**2. Type of literature**  
 Ask the participants if they can tell what type of literature this passage is.  
*Answer: Explanation and Instruction. (Paul's letters always fall in this category)*

**Coach and Direct** 

Tell participants that you will read Ephesians 5:8-20 and that they must tell whether it is “explanation” or “instruction.” They can even do it in a small group. Mark “E” for explanation and “I” for instruction. Remember that an Instruction is a direct command.

**Ask Question** 

Ask participants if there are any questions at this time.

Transition into next slide

Notes:

**3. Analyze the passage**

**3.1 Write out the passage in smaller units**

**3.2 Mark the significant meaning indicators**

**3.3 Explain difficult words and phrases**

**3.4 Establish the meaning structure**

.....  
.....  
.....  
.....

**3.5 Conclude and summarize the message to the original receiver**

.....  
.....  
.....  
.....

Ask Question



3.1 Ask participants why it is necessary to write out the passage in smaller unit.

*Answer: Paul writes very loaded. (E.g. if someone gives you directions to a specific address you write it in smaller units.)*

Instruct



3.2 Read through the passage and mark everything that relates to

“dark” with a “X,”

“light” with an “O,”

“wise living” with a “Δ,”

“foolish living” with a “□” and

verses 18-20 are three instructions and can be marked with different meaning indicators (≠, =, ♪, ●).

3.3 Be ready to explain difficult words or phrases.

3.4 Establish the meaning structure

A = Live in the light and not darkness

B = Live wisely and not foolishly

C = Be filled with the Holy Spirit

D = Make music unto the Lord

E = Be thankful

3.5 In this step you summarize the findings of 3.4.

*Our life must be characterized by doing what is right, good and true. It is not easy and requires wisdom. The best way to do it is to allow the Holy Spirit to guide you, to sing to the Lord and to be thankful.*

Ask Question



Ask participants if there are any questions at this time.

Transition into next slide

**E**  
 8 At one time you were in the dark.  
 But now you are in the light  
 because of what the Lord has done.  
**I**  
**E** Live like children of the light.  
 9 The light produces what is completely good,  
**I** right and true.  
 10 Find out what pleases the Lord.  
**E**  
 11 Have nothing to do with the acts of darkness.  
**I** They don't produce anything good.  
 Show what they are really like.

A

**I**  
 15 So be very careful how you live.  
 Do not live like people who aren't wise.  
 Live like people who are wise.  
**I**  
 16 Make the most of every opportunity.  
 The days are evil.  
**I**  
 17 So don't be foolish.  
 Instead, understand what the Lord wants.  
**I**  
 18 Don't fill yourself up with wine.  
 Getting drunk will lead to wild living.  
 Instead, be filled with the Holy Spirit.

B  
C

**E**  
 12 It is shameful even to talk about what people who don't  
 obey do in secret.  
**E**  
 13 But everything the light shines on can be seen.  
**E**  
 14 Light makes everything clear. That is why it is said,  
 "Wake up, sleeper.  
 Rise from the dead.  
 Then Christ will shine on you."

A

**I**  
 19 Speak to each other with psalms, hymns and spiritual  
 songs.  
 Sing and make music in your heart to the Lord.  
**I**  
 20 Always give thanks to God the Father for everything.  
 Give thanks to him in the name of our Lord Jesus Christ.

D  
E

(New International Reader's Version)

A = Live in the light and not darkness

B = Live wisely and not foolishly

C = Be filled with the Holy Spirit

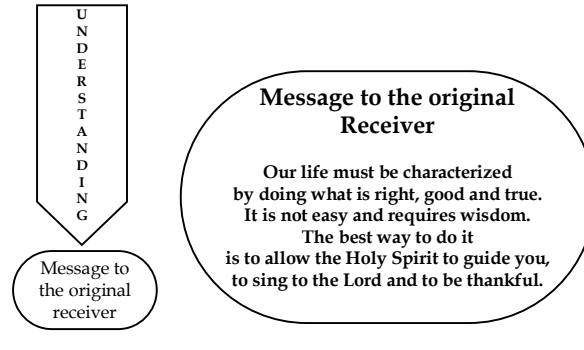
D = Make music unto the Lord

E = Be thankful

Notes:

**4. Relate the message to the broader Biblical and theological framework?**

**5. Test your findings**



**Instruct**



4. Tell participants that steps number 4 and 5 are to make sure that your findings from step number 3 are in line with the broader Biblical message.

**Ask Question**



Ask participants if they think that the message can relate to the broader Biblical and theological framework.

*Answer: Yes, it does!*

**Instruct**



5. Tell participants that this step is to test your findings by reading commentaries, Study Bibles etc. We need to understand that many godly people have wrestled with this passage before.

After you realized that your findings corresponds with the findings of others you have come to the message to the original receiver.

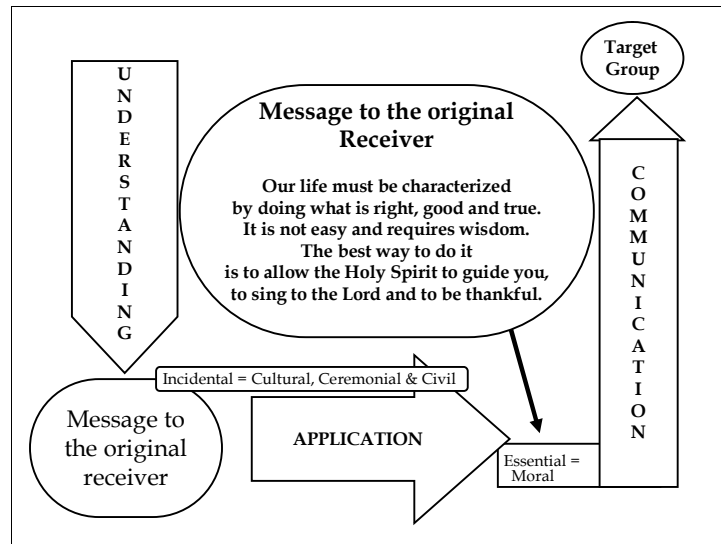
**Ask Question**



Ask participants if there are any questions at this time.

Transition into next slide

Notes:



Ask Question



Ask participants what the second step of the GPS method is.

*Answer: APPLICATION*

Ask participants what the purpose of this process is.

*Answer: The Purpose of the process of Application is to bring the message to the original receivers across time by applying it to our situation.*

Ask participants how we determine whether the message to the original receiver is an essential or an incidental.

*Civil and Ceremonial laws as well as Cultural practices are incidental. Only the moral laws are essential and therefore applicable.*

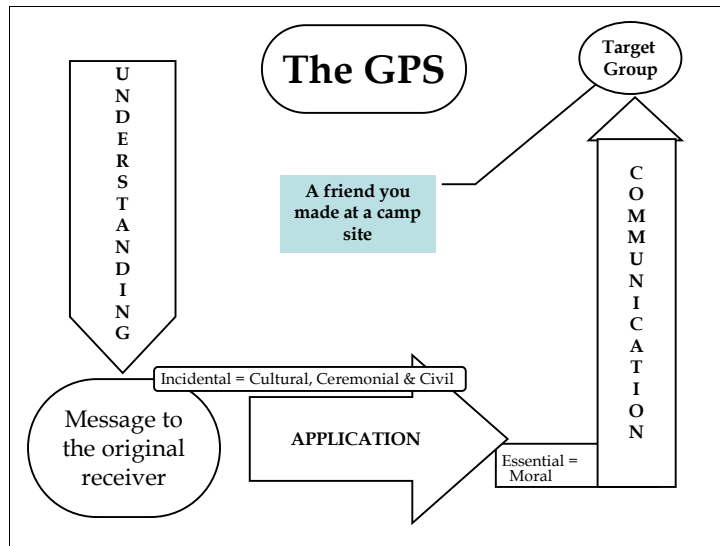
Ask participants whether the message to the original receiver is essential; or incidental.

*Answer: Essential*

Ask participants if there are any questions at this time.


Transition into next slide

Notes:



Ask Question 

Ask participants what the third step of the GPS method is.  
*Answer: COMMUNICATION*

Coach and Direct 

Ask participants what the purpose of this process is.  
*Answer: The Purpose of the process of Communication is to communicate the essentials in a relevant way.*

Scenario: You meet a great person while camping. One night at campfire the conversation lead to a serious discussion. In the light of this passage (and other passages), how would you have answered the following questions that were raised by your friend during the course of the discussion?

Questions of friend:

1. Why is the world in such a mess?
2. What is the answer to this mess?
3. My child is hanging out with the wrong crowd. My wife and I just don't know what to do anymore. He /she has so much potential and causes us so much pain by the foolish things he/she does. We lack some wisdom. What do you think we need to do? (Read Day 48 from the Bible as your GPS or Page 46 from Hearing God's Tweet.)

Feedback 

Ask the group how they feel about this devotion and how it can help to parents to deal with their children.

Ask Question 

Ask participants how they have experienced this session.

Close with prayer

